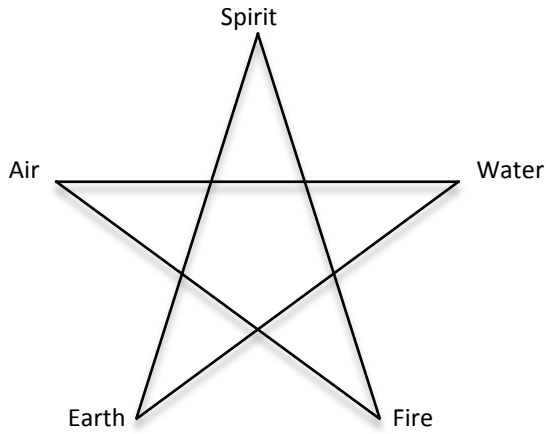



Pentagrams - Handout



Always go towards the elemental point when invoking, and away from the elemental point when banishing.



Extract from AWC 2006 Ostara Ritual

by Blayze

The two Guardians of each element move to the centre of the circle. They leave their elemental items at the base of the banners planted in the ground.

The females form a circle of joined hands. The males line up in a star formation with the HP standing for Spirit.

Earth Male: *We stand for the Earth*

Earth Female: *The Stone*

Earth Male: *And the Shield*

Air Male: *We stand for the Air*

Air Female: *The Wind*

Air Male: *And the Sword*

Fire Male: *We stand for the Fire*

Fire Female: *The Flame*

Fire Male: *And the Spear*

Water Male: *We stand for the Water*

Water Female: *The Wave*

Water Male: *And the Cauldron*

HP: *We stand for the Spirit*

HPS: *The Unification*

HP: *And the Egg*

Those in the pentagram join hands at each call of the HP

HP: *Sword to Spirit
Spirit to Shield
Spear to Sword
Cauldron to Spear
Shield to Cauldron
Cauldron to the Circle of the Season
So Mote It Be!*

All: *So Mote It Be!*

The males now stand in a pentagram with a circle of females surrounding them.

HPS: *5 is the star at the centre of all
The circle surrounds... never ending
All of you create and form the Temple of Truth!
Join hands in the circle.*

HPS then casts the circle.

Notes on the Apple Reel: Basic Version

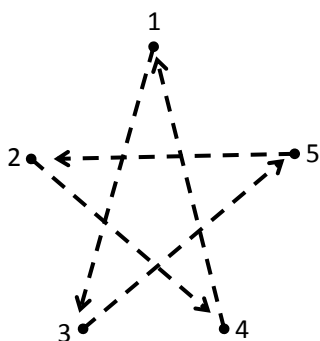
(dance by Tom Grylls - Black Joak Morris & Gabby Cleary - Applegrove / Black Joak Morris)

We first used this version at an Applegrove Beltane to empower the Maypole. We laid a rope pentagram on the grass around the pole and used purpose-made brooms instead of Morris sticks. The thinner diameter of the staffs made weaving the pentagram a lot easier and they were also appropriate for the ritual setting. Each broom was decorated with coloured ribbon to represent one of the elements

Earlier in the ritual each person gave an offering of a particular ingredient to the cauldron. The brew was then stirred by each of the children present. Some of the brew was then libated around the base of the maypole.

HPS: We have empowered the cauldron, the symbol of the Mother. Now let us empower the Pole – symbol of the fertility of the God. We will weave the power of the elements around the pole, dancing the five points of the star, dancing with the brooms that also mark the union of brush and stave. Whilst the dance is taking place, please stamp and clap and send your energies to the centre.

The maypole became like the sixth dancer. When circling around the inner pentagon, each person would put their hand out to swing around the pole. The last figure of the dance involved weaving the pentagram around the pole. At the end of the dance the woven brooms were placed around the base of the maypole. Each person was then given some of the brew in a little chalice. The chalices all had ribbons tied around the stems. After each person made a toast and drank their brew, they then took the ribbon and tied it to the circlet of flowers that was to crown the pole. The pentagram weave was holding the raised energy concentrated in the pole. When the pole was crowned using a stang and thus sealed, the broom weave was taken up and removed. The maypole was then danced.



Earth Invoking Pattern
using staves



Be-ribboned Beltane
staves



Dancing Brooms